

# Vintage Carriages Trust

## Museum of Rail Travel





### Look and Find—5

All the things shown on this page can be found somewhere in the Museum.

They may be

- on the walls
- on or in the carriages
- in the glass cases
- on the posters—or anywhere!

When you have found an object, tick the first column and write what it is in the second column. Ask if you are not sure.

	<p>These metal ADVERTS were once seen on many stations, showing passengers what to buy.</p>	
	<p>Every railway bridge was given a NUMBER which was shown on a special plate fixed to the bridge.</p>	
	<p>The engine driver uses a BRAKE HANDLE to stop the engine.</p>	
	<p>Many engines were given names, which were written on NAMEPLATE fixed to the engine.</p>	
	<p>The guard waves red and green FLAGS to tell the engine driver whether to stop or go.</p>	